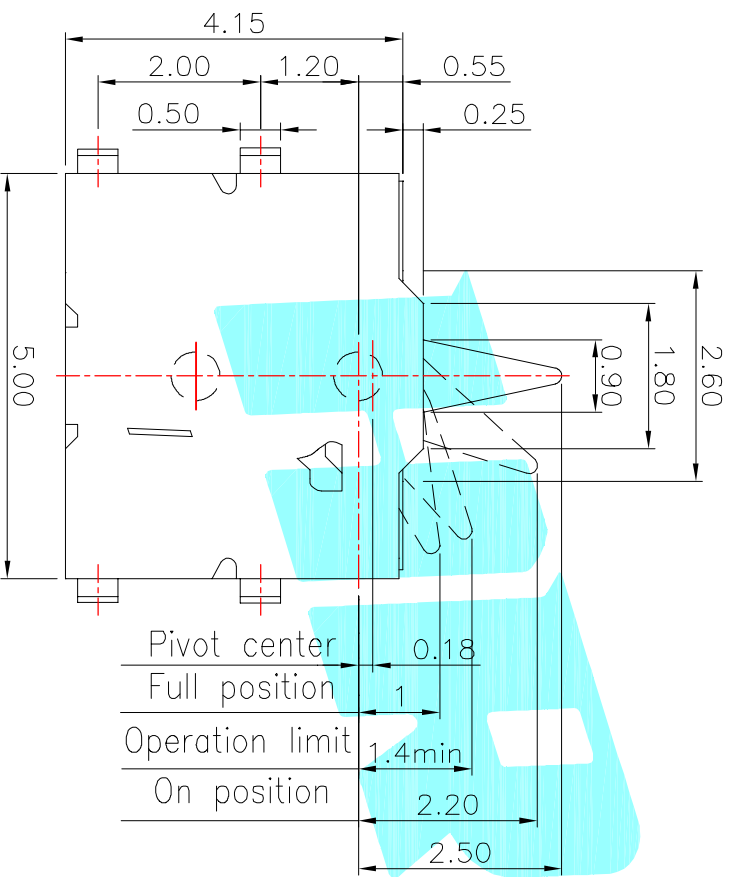
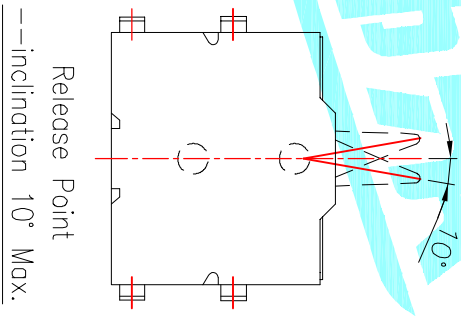
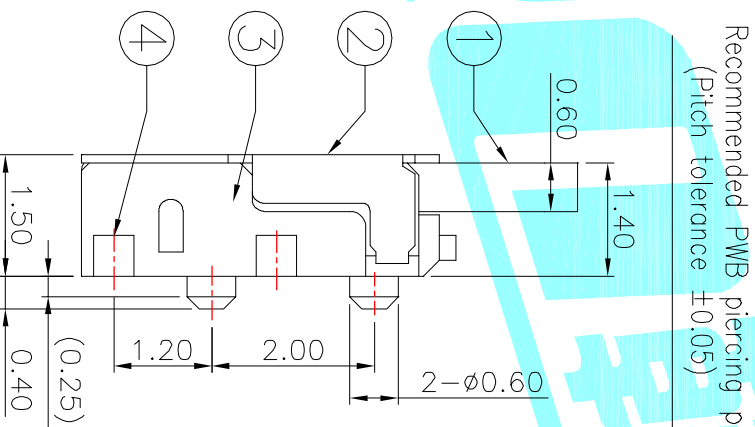


Circuit Diagram

NOTE:  
 Rating: DC 12V 0.1A  
 Operating Force: 20±10gf  
 Lifetime: 100,000 Cycles



Pivot center 0.18  
 Full position 1  
 Operation limit 1.4min  
 On position 2.20



Release Point  
 --inclination 10° Max.

PART NO.
K5-1652UA-01
K5-1652UN-01

ITEM	PART NAME	TER'NO.	QTY.	MATERIAL	FINISHING	REMARK
⑤	Contact Spring	---	1	Phosphor Bronze	Ag Plated	---
④	Terminal	---	4	Phosphor Bronze	Ag Plated	---
③	Base	---	1	LCP	Black	---
②	Cover	---	1	SUS	Natural	---
①	Slider	---	1	PA46	Black	---

APPROVALS	DATE	TITLE:
DRAWN J.X.Zhang	2013/9/17	DETECTOR SWITCHS

ECN NO.	REV.	DATE.	DESCRIPTION.	CHANGE.	CHECK.	APPRO.
	A		NEW			

TOLERANCES ARE	ANGLE	UNIT:	SCALE:	PROJ:
30~12.5 ±0.30	±2°	mm	1:1	1st
10~30 ±0.20				
5~10 ±0.15				
~5 ±0.10				